

Disclosures on Risk Based Capital under Basel II
for the Year Ended on December 31, 2014



BRAC Bank Limited
1, Gulshan Avenue, Gulshan-1
Dhaka - 1212

Overview

These disclosures have been made in accordance with the Bangladesh Bank BRPD circular # 35 dated December 29, 2010 titled as the “**Guidelines on Risk Based Capital Adequacy**” for Banks in line with Basel II. These quantitative and qualitative disclosures are intended to complement the Minimum Capital Requirement (MCR) under Pillar I and Supervisory Review Process (SRP) under Pillar II of Basel II. These disclosures are intended for the market participants to assess key information about the bank’s various risk exposures and to provide a consistent and understandable disclosure framework as per the regulatory requirement.

The Basel II disclosures presented in this document are related to BRAC Bank Limited (BBL) for the year ended December 31, 2014. The Basel II framework consists of the following three-mutually reinforcing pillars:

a. Pillar I: This prescribes minimum capital requirements for Credit Risk, Market Risk and Operational Risk. Wherein ***Standardized Approach*** for calculating Risk Weighted Assets (RWA) is followed against Credit Risk and Market Risk with ***Basic Indicator Approach*** is being followed for calculating RWA against Operational Risk.

b. Pillar II: This prescribes the Supervisory Review Process through which overall capital adequacy in relation to the risk profile is to be assessed. Internal Capital Adequacy Assessment Process (ICAAP) is an integral part of it. Additionally, Stress Testing provides a test of the bank’s resilience to adversities.

c. Pillar III: This depicts Market Discipline and comprises a set of disclosures on the capital

Disclosures on Risk Based Capital Adequacy (Basel II): 2014 adequacy and risk management framework of the Bank.

The aim of Market Discipline in the Basel II framework is to establish transparent and disciplined financial market so that stakeholders can assess the position of a bank regarding holding of assets and to identify the risks relating to the assets and capital adequacy to meet probable loss of assets.

1 Scope of Application

1.1 Qualitative Disclosure

The principal activities of the bank are banking and related activities such as accepting deposits, personal banking, trade financing, SME, Retail & Corporate credit, lease financing, project financing, issuing debit & credit cards, SMS banking, internet banking, phone banking, call center, remittance facilities, dealing in government securities etc. The Bank obtained the Off-shore Banking Unit permission from Bangladesh Bank in 2010 and commenced operation. BRAC Bank Limited has associated companies namely BRAC Asset Management Company Limited and BRAC Impact Ventures Limited and the five subsidiaries that are within the scope of application and inclusive of this disclosure. The subsidiaries are BRAC EPL Investments Limited, BRAC EPSL Stock Brokerage Limited, b-Kash Limited, BRAC Saajan Exchange Limited (SWMTL), UK and BRAC IT Services Limited.

According to BRPD Circular-12, 24, 35 (dated March 29, 2010, August 03, 2010 & December 29, 2010 respectively) and BRPD circular letter no-08, dated July 23, 2012, investments in subsidiaries have been consolidated for the purpose of assessing capital adequacy, the ratio

of which is calculated both on Consolidated and Solo basis. The consolidated financial statements have been prepared in accordance with Bangladesh Accounting Standard 27: Consolidated financial statements and accounting for investments in subsidiaries.

1.2 Quantitative Disclosure

The assets, liabilities, revenue and expenses of the subsidiaries are combined with the BBL's consolidated audited financial statement as of year ended December 31, 2014 which ensures the elimination of inter-company transactions, balances and intra-group gains on transactions between group companies.

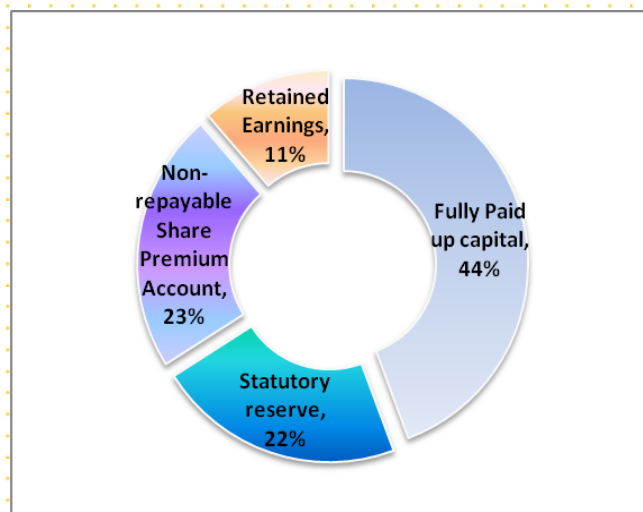
2. Capital Structure

2.1 Qualitative Disclosure

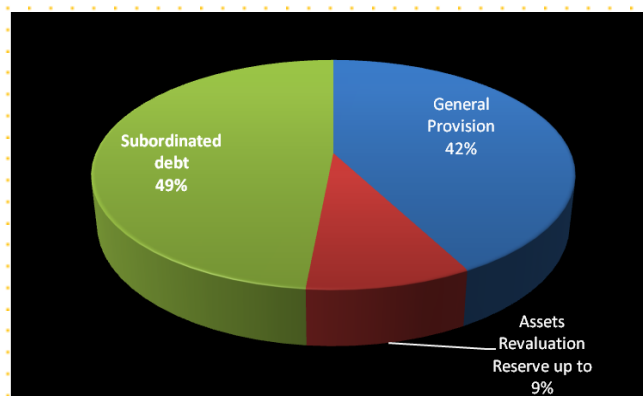
As per the guidelines of Bangladesh Bank, Tier-1 Capital of BBL consists of (i) Fully Paid-up Capital, (ii) Non-repayable Share Premium Account, (iii) Statutory Reserve, (iv) Retained Earnings and (v) Minority Interest in Subsidiaries.

Tier-2 Capital consists of (i) General Provision against unclassified loans & off-balance sheet exposure, 50% of Asset revaluation reserve, 50% of Revaluation gain/loss on investment (HFT) and 10% of Revaluation reserve for equity instruments. BBL also issued subordinated bond as approved by Bangladesh Bank.

Out of the total eligible capital base of the bank, approximately 81.17% is been covered by Tier 1 Core Capital and 18.83% Tier 2. Whereby, in Tier 1 Capital, 44% is Paid-up Capital with 22% is Statutory Reserve, 23% is Share Premium with remaining 11% being Retained Earnings.



And in the Tier 2 capital 42.18% is General Provision with 9.33% being Asset Revaluation Reserve and 48.48% is Subordinated Debt.



2.2 Quantitative Disclosure

Particulars	Consolidated	SOLO
Tier - I (Core Capital)		
Fully paid up capital/ Capital deposited with BB	7,092,873,210.00	7,092,873,210.00
Statutory reserve	3,470,350,331.80	3,470,350,331.80
Non-repayable share premium account	4,781,671,714.96	3,622,522,880.00
General reserve	-	-

Disclosures on Risk Based Capital Adequacy (Basel II): 2014

Retained Earnings	3,226,959,720.85	2,877,644,858.87
Minority interest in subsidiaries	1,322,557,204.34	-
Share money deposit	23,715,983.12	-
Non-cumulative irredeemable preference shares	-	-
Dividend equalization accounts	-	-
Sub-total	19,918,128,165.06	17,063,391,280.67
Deductible from Tier – I (Core Capital)		
Book value of Goodwill	1,442,245,491.24	-
Shortfall in provision required against classified assets irrespective of any relaxation allowed	-	-
Deficit on account of revaluation of investment in AFS category	-	-
Any increase in equity capital resulting from a securitization transaction	-	-
Other if any	1,057,387,674.54	1,057,387,674.54
Sub-total	2,499,633,165.78	1,057,387,674.54
Total Eligible Tier – I Capital	17,418,494,999.28	16,006,003,606.12
Tier – II (Supplementary Capital)		
General Provision	1,565,990,589.52	1,565,990,589.52
Asset revaluation reserve	346,502,407.79	346,502,407.79
Preference Share	-	-
Subordinated debt	1,800,000,000.00	1,800,000,000.00
Sub-total	3,712,492,997.31	3,712,492,997.31
Total Eligible Tier – II Capital		
Tier-III (Eligible for Market Risk only)		
Short term Subordinated Debt		-
Total Supplementary Capital	3,712,492,997.31	3,712,492,997.31
Total Capital	21,130,987,996.59	19,718,496,603.43

3. Capital Adequacy

3.1 Qualitative Disclosure

BRAC Bank Limited with its focused strategy on risk management has always been consistent in maintaining capital adequacy ratio above the regulatory requirements. BRAC Bank Limited has been successfully managing the incremental growth of the Risk Weighted Assets by ensuring

diversification of the portfolio in SME, Retail and Corporate segments. However, RWA is also managed by taking collaterals against loans. BBL also strives to extend its relationship with corporate clients having good credit ratings. While computing the capital charge, BBL has applied Standardized Approach for Credit Risk and Market Risk and Basic Indicator Approach for Operational Risk.

3.2 Quantitative Disclosure

(Amount in Taka)		
Description	Consolidated	Solo
Capital requirement for Credit Risk (10% of RWA)	11,398,089,446	11,116,387,798
Capital requirement for Market Risk	400,380,054	400,380,054
Capital requirement for Operational Risk	2,144,955,085	1,886,768,176
Total Capital Requirement	13,943,424,586	13,403,536,028
Capital Adequacy Ratio		
On core Capital (Against a standard of minimum 5%)	12.49%	11.94%
On actual Capital (Against a standard of minimum 10%)	15.15%	14.71%

4. Credit Risk

4.1 Qualitative Disclosure

Credit Risk: Credit risk is the risk of financial losses resulting from the failure by a client or counterparty to meet its contractual obligations to the Bank. Credit risk arises from the Bank's dealings with or lending to corporate, individuals, and other banks or financial institutions.

Corporate Credit Policy: BRAC Bank Limited is managing its Credit Risk through a Board directed and approved Corporate Credit Policy in line with the Bangladesh Bank Core Risk Management Guidelines, which outlined robust processes and procedures to ensure the quality of its assets portfolio. The Credit Policy also contains the general principles to govern the implementation of detailed lending procedures and risk grading systems of the borrowers. And, as such, it specifically addresses the areas of (a) Loan Originating; (b) Credit Approval; (c) Credit Administration; (d) Risk Management; and (e) Monitoring, Collection and Recovery activities.

Credit Risk Management: At BBL, a holistic approach towards risk management is taken, where socioeconomic and environmental impacts of the decisions made are emphasized upon. This

particular practice is the hallmark of BRAC Bank's credit risk management objective. In the last couple of years, it has been focusing on adopting environmental risk management programs through the assistance, guidance, and/or requirements provided by IFC/ Shore Cap as well as regulatory guidelines. Bringing in social and environmental risk assessment into the credit approval process contributes to the wellbeing of the society. Moreover, as the lion share of the total revenue of BRAC Bank Limited comes particularly through SME lending, so the future prospect of the Bank depends on quality of its asset portfolio. Thus efficient management of the Loans and Advances is of paramount importance for the bank.

There are differentiated and dedicated credit models for SME Banking, Retail Banking and Wholesales Banking to ensure the quality asset growth of the bank while implementing the risk mitigation strategies for each portfolio. There is a distributed collection model that consistently follows up with the borrowers for the timely repayments. A wing named 'Special Asset Management (SAM)' deals with nonperforming assets through amicable settlement, execution of

decrees and arrangements of auctions to sell the mortgaged properties. SAM is also engaged to monitor Early Alert Accounts. At BBL, we are very keen to identify, measure, monitor and control credit risk and ensure that adequate capital against these risks are maintained, at the same time they are satisfactorily compensated against the risk of potential losses. Definition of Past due and Impaired Credit: Bank's provision for loans and advances is created based on the period of

Disclosures on Risk Based Capital Adequacy (Basel II): 2014 arrears by following Bangladesh Bank BRPD Circulars No. 16 of December 06, 1998, 09 of May 14, 2001, 09 and 10 of August 20, 2005, 05 of June 05, 2006, 8 of August 07, 2007, 10 of September 18, 2007, 05 of April 29, 2008, 32 of October 12, 2010, 14 of September 23, 2012, 15 of September 23, 2012, 19 of December 27, 2012 and 05 of May 29, 2013 respectively. This is also reviewed by the management as and when requisite.


(Amount in Taka)

Description	Consolidated	Solo
Capital charge for Credit Risk	113,980,894,460.63	111,163,877,980.96
On- Balance sheet	102,817,907,370	100,000,890,890
Off- Balance sheet	11,162,987,091	11,162,987,091

4.2. Quantitative Disclosure

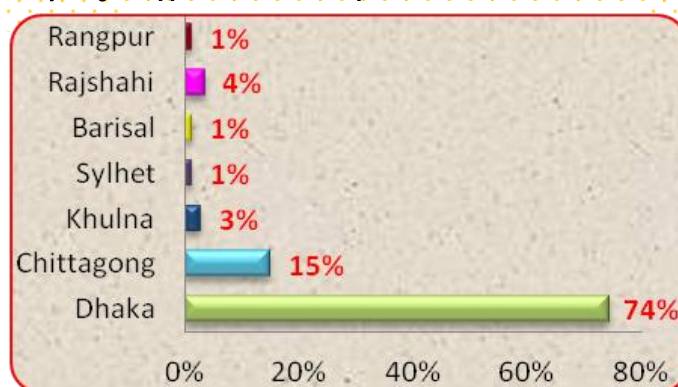
a. Total Gross Credit Risk Exposure Broken down by Major Types of Credit Exposure

(Amount in Taka)	
Overdrafts	5,998,787,685
Demand Loans	29,727,032,520
Term Loans	34,564,192,744
Lease Receivables	208,864,579
Small and Medium Enterprise	47,624,640,310
Credit Card	2,690,916,088
Staff Loans	543,974,633
Sub Total	121,358,408,559
Bill Purchased and Discounted	582,144,574
Total	121,940,553,133



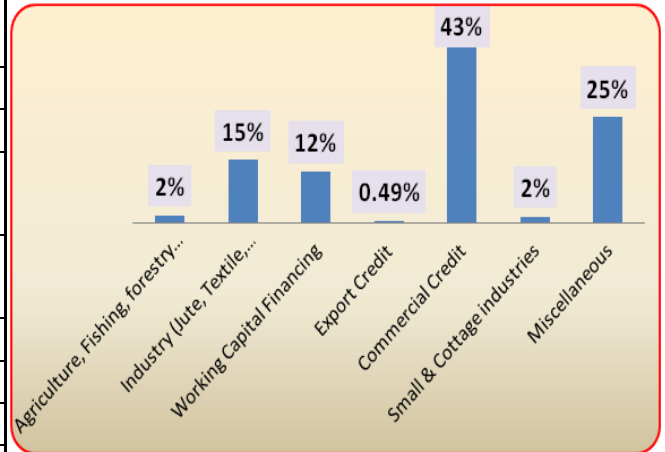
b. Geographical Distribution, Broken down in Significant Areas by Major Types of Credit Exposures

(Amount in Taka)	
Dhaka Division	90,744,669,629
Chittagong Division	18,379,553,058
Khulna Division	3,511,258,628
Sylhet Division	1,627,176,741
Barisal Division	1,678,368,825
Rajshahi Division	4,343,213,015
Rangpur Division	1,656,313,238
Total	121,940,553,133



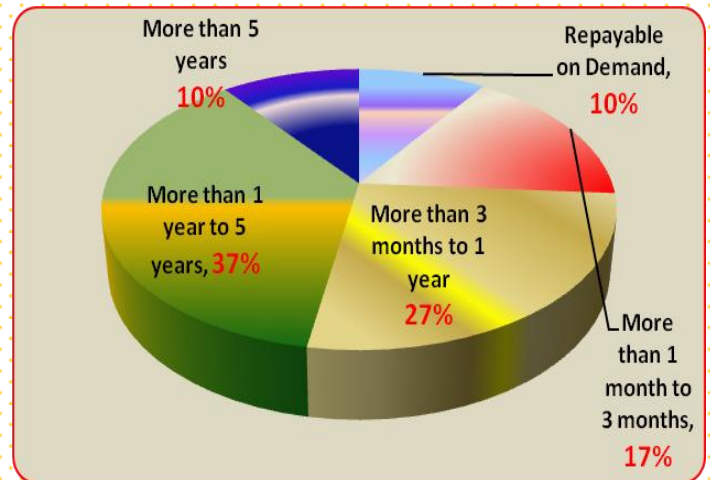
c. Industry or Counterparty Type Distribution of Exposure Broken down by Major Types of Credit Exposure

	Amount in Taka
Government	
Private	
Agriculture, Fishing, forestry and dairy farm	2,296,012,532
Industry (Jute, Textile, Garments, Chemical, Cement etc.)	18,467,672,749
Working Capital Financing	15,192,062,574
Export Credit	591,538,890
Commercial Credit	52,417,379,555
Small and Cottage industries	1,945,569,690
Miscellaneous	31,030,317,144
Total	121,940,553,133



d. Residual Contractual Maturity Breakdown of the Whole Portfolio, Broken down by Major Types of Credit Exposure

(Amount in Taka)	
Repayable on Demand	11,687,131,282
More than 1 month to 3 months	20,188,462,640
More than 3 months to 1 year	32,380,381,405
More than 1 year to 5 years	44,991,291,469
More than 5 years	12,693,286,336
Total	121,940,553,133



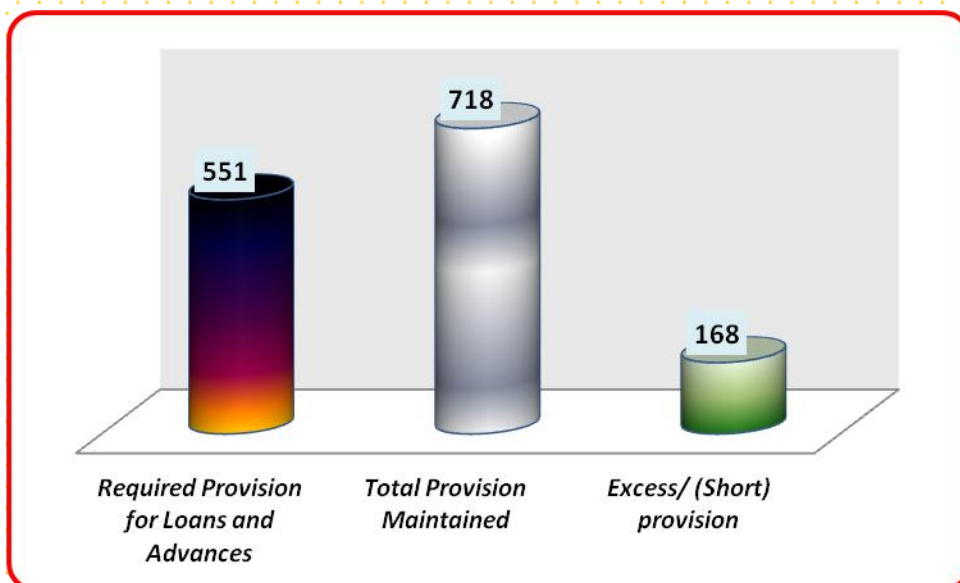
e. By Major Industry or Counterparty Type: Amount of impaired loans and past due loans with provisions

(Amount in Taka)

Status	Outstanding Loans & Advances	Base for Provision	% of required provision	Required Provision
Unclassified (Standard and Special Mention Account (SMA))				
All unclassified loans (except SME financing, Consumer financing, BHs/ MBs/ SDs ,Housing Finance and loans for professional)	53,627,861,273	53,627,861,273	1%	536,278,613
SME Financing	43,474,863,102	43,474,863,102	0.25%	108,687,158
Loans to BHs/MBs/SDs against shares etc	1,909,900,054	1,909,900,054	2%	38,198,001

Disclosures on Risk Based Capital Adequacy (Basel II): 2014

Housing Finance and Loans for Professional	7,881,274,365	7,881,274,365	2%	157,625,487
Loans for professionals to Set up business (LP)	175,773,136	175,773,136	2%	3,515,463
Consumer Finance	7,133,939,597	7,133,939,597	5%	356,696,980
Short Term Agricultural & Micro Credit	212,582,103	212,582,103	2.50%	5,314,552
Sub Total				1,206,316,254
Classified – Specific Provision				
Sub-standard (Short Term Agricultural Credit)	783,470	783,470	5%	39,173
Substandard	1,428,707,237	937,301,051	20%	187,460,210
Doubtful	1,000,810,613	733,856,398	50%	366,928,199
Bad/ Loss	4,550,083,550	3,744,584,813	100%	3,744,584,813
Sub Total				4,299,012,395
Required Provision for Loans and Advances	5,505,328,649			
Total Provision Maintained	7,181,745,173			
Excess/ (Short) provision at December 31, 2014	1,676,416,524			



f. Non Performing Assets (NPAs)

(Amount in Taka)

Gross Non Performing Assets (NPAs)	6,980,384,870
Total Loans and Advances	121,940,553,133
NPAs to Outstanding Loans and Advances	5.72%

Write off of Loans & advances

Balance at the beginning of the year	6,194,549,702.82
Add: Write off during the year	2,616,476,048.00
	8,811,025,750.82
Less: Recovery of Write off loans	627,674,270.03
Balance at the end of the year	8,183,351,480.79

5. Equities: Disclosure for Banking Book Positions**5.1 Qualitative Disclosure**

All investment securities including acquisition charges associated with the investment are initially recognized at cost. Premiums are amortized and discount accredited, using the effective yield method and are taken to discount income. The valuation methods of Marking to Market for investment used are i. Held to Maturity (HTM) and by definition the investments which have "Fixed or determinable" payments and fixed maturity that the group has the positive intent

and ability to hold to maturity ii. Held for Trading (HFT) is a method where investments are acquired principally for the purpose of selling or repurchasing or in short trading or if designated as such by the management. iii. Revaluation: According to DOS Circular no.-05, dated 26th May 2008, the HFT securities are revalued once each week using Marking to Market concept and the HTM securities are amortized once a year according to Bangladesh Bank guidelines. The HTM securities are also revaluated if they are reclassified to HFT category with the Board's approval.

5.2 Quantitative Disclosure

(Amount in Taka)

Unquoted Shares	
Particular	Cost of holding
Industrial and Infrastructure Development Finance Co. Ltd.	9,338,120
Central Depository Bangladesh Ltd.	26,623,470
Bangladesh Rating Agency of Bangladesh Limited.	12,497,600
BRAC Asset Management Company Ltd.	12,500,000
BRAC Impact Ventures Limited.	4,800,000
Preference shares	
Summit Purbanchal & Uttaranchal Power Co Ltd.	89,447,300

As on the reporting date i.e. December 31, 2014 BRAC Bank has a balance of unquoted investment as above with **BDT 89,447,300** as Preference shares.

(Amount in Taka)

Quoted Shares				
Particular	Cost of holding	Market Value	Unrealized Gain/ Loss	Provision for diminution in value of Investments
Ordinary shares	1,319,880,898	1,086,200,587	(233,680,312)	326,035,394

On the other hand, an amount of BDT (233,680,312) stood as Unrealized Gain/Loss as on reporting date December 31, 2014.

(Amount in Taka)

Capital Charge for Equities	Solo
General Market Risk	108,620,058.65
Specific Risk	108,620,058.65
Total Capital Charge	217,240,117

6. Interest Rate Risk in the Banking Book (IRRBB)

6.1 Qualitative Disclosure

a. Interest Rate Risk in the Banking Book (IRRBB)

It is the risk related to interest income arising from a mismatch between the duration of assets and liabilities that arises in the normal course of business activities. Changes in interest rates affect the underlying value of the bank's assets, liabilities, and off-balance-sheet (OBS) instruments because the present value of future cash flows (and in some cases, the cash flows themselves) change when interest rates change.

b. Approach of Assessing IRRB

In BRAC Bank Limited, the Asset & Liability Management (ALM) unit under the supervision of Asset and Liability Committee (ALCO) is responsible for managing market risk arising from BRAC Bank's banking book activities. Our interest rate risk management involves the application of four basic elements in the management of assets, liabilities, and OBS instruments. These are (a) appropriate senior

management oversight; (b) adequate risk management policies and procedures, (c) appropriate risk measurement, monitoring, and control functions; and d) comprehensive internal controls.

c. Techniques of Addressing IRRB

Following techniques for managing the IRRB in BRAC Bank Limited are applied:

Re-pricing Schedules: It is the simplest techniques for measuring a bank's interest rate risk exposure and that is generating a maturity/re-pricing schedule that distributes interest-sensitive assets, liabilities, and OBS positions into a certain number of predefined time bands according to their maturity (if fixed-rate) or time remaining to their next re-pricing (if floating-rate). Those assets and liabilities lacking definitive re-pricing intervals (e.g. sight deposits or savings accounts) or actual maturities that could vary from contractual maturities are assigned to re-pricing time bands according to the judgment and past experience of the bank.

Gap Analysis: It helps to assess the interest rate risk of current earnings. To evaluate earnings exposure, interest rate-sensitive liabilities in each time band are subtracted from the corresponding interest rate-sensitive assets to produce a re-pricing “gap” for that time band. This gap is then multiplied by an assumed change in interest rates to yield an approximation of the change in net interest income that would result from such an interest rate movement.

i. Duration: A maturity/re-pricing schedule is also used to evaluate the effects of changing interest rates on a bank's economic value by applying sensitivity weights to each time band. Typically, such weights are based on estimates of the duration of assets and liabilities that fall into each time band.

i. Quarterly Stress Testing: It is conducted on quarterly basis as per the directives of Bangladesh Bank to gain better insight into the vulnerable issue of IRRB.

6.2 Quantitative Disclosure

Duration of Asset	1.14
Duration of Liability	0.16
Duration Gap (in Years)	0.99

7. Market Risk

7.1 Qualitative Disclosure

BRAC Bank Limited is exposed to Market Risk mostly stemming from the risks pertaining to interest rate related instruments and equities in the trading book and foreign exchange and commodity risk both in the banking and trading book.

a. Methods Used to Measure Market Risk
Standardized (Rule Based) Approach is used to measure the market risk as per the guidelines of Bangladesh Bank where, for Interest Rate Risk and Equity Risk both General and Specific risk factors are applied for calculating required capital charges against Market Risk.

b. Market Risk Management System

i. Asset Liability Management: Changes in market liquidity and or interest rate exposes Bank’s business to the risk of loss. As such BRAC Bank Limited gives adequate emphasis so that the level of balance sheet risks is effectively managed. Appropriate policies and procedures have been established as per the guidelines of Bank’s Board of Directors (BOD) including relevant circular guidelines of Bangladesh Bank to control and limit these risks and proper resources are available for the evaluation and control of these risks. The Asset Liability Committee (ALCO) of the bank monitors Balance Sheet and liquidity risk of the bank.

ii. Foreign Exchange Risk Management:

Treasury department is vested with the responsibility to measure and minimize the risk associated with bank’s assets and liabilities including Foreign Exchange Risk. All Treasury functions are clearly demarcated between Treasury Front Office and Back Office. The Front Office is involved only in dealing activities while the Back Office is responsible for related support and monitoring functions. All the Treasury Front and Back Office personnel are guided as per Bangladesh Bank Core Risk Management guidelines. And they have separate and independent reporting lines to ensure segregation of duties and accountabilities. Dealing room is equipped with Reuter’s information, voice screen recorder.

7.2 Quantitative Disclosure

The Capital Charge for (Amount in Taka)	Consolidated	Solo
Interest Rate Related instruments	133,273,573	133,273,573
Equities	217,240,117	217,240,117
Foreign Exchange Position	49,866,364	49,866,364
Commodities		

8. Operational Risk

8.1 Qualitative Disclosure

a. Operational Risk:

Operation risk is defined as the risk of losses resulting from inadequate or failed internal processes, people and system or from external events. This definition includes legal risk, but excludes strategic or reputation risk. The Board of Directors (BOD) of BRAC Bank Limited and its Management firmly believe that efficient management of operational risks always contribute to the earnings of the Bank and at the same time secure the interest of its customers and shareholders. To materialize this understanding into reality, there are dedicated risk management associates across the Bank that consistently work for managing the Operational Risks using effective tools and techniques implemented through polices and processes.

b. Performance Gap of Executive and Staff:

To reduce knowledge gap and assist in the development of our personnel, user friendly Operations Manual have been developed and enclosed with functional processes for all employees who are the end users of these processes. This is a critical initiative for the Bank because having a mapped out process enables users to operate more efficiently, enhances

knowledge amongst staff and fills in the holes in operations. All the policies and processes address clear responsibilities and accountabilities of all employees.

c. Mitigation of Operational Risk :

In BRAC Bank, a dedicated department under the Risk Management Division (RMD) consistently works in Operational Risk identification, assessment and implementing appropriate risk mitigation strategies across the Bank. It helps to create awareness about various types of risks in the pan bank and enhances management of significant risk exposures by escalating all risk issues timely and concisely to the MANCOM and Enterprise Risk Management Committee (ERMC). The team works in collaboration with all the departments in the Bank for minimizing the Operational Risk exposures by collating information from key stakeholders of processes across all functions of the bank; Incident Reports, Potential Loss Reports, Internal Audit Reports, External Audit Reports and various other sources to identify gaps, risks, compliance and control failures to ensure reporting of significant risks and corporate governance issues. Such maintenance of a bank-wide risk management framework enables every department to

independently identify, assess and respond to changes in the operating environment.

d. Enterprise Risk Management Committee (ERMC):

Facilitation of Enterprise Risk Management Committee (ERMC) meeting, which takes place in every month to ensure Bank's risk governance and compliance with Bangladesh Bank directives for minimizing the Bank's enterprise level risk issues, is one of the core initiatives in pursuit of eliminating operational risk. ERMC is an independent body composed of Bank's Management Committee (MANCOM) Members which is also an extended supervisory management of the Board of Directors of BRAC Bank and works in strategy setting across the enterprise for the matters of risk management. Wherein, issues escalated in ERMC is also place at the Board level in the Risk Management Committee of the bank. Via this bi-monthly meeting, the board members get acquainted with the risk issues, provide directives and help strengthen the risk mitigation process. In addition to this, development of Key Risk Indicators (KRI)s, Business Continuity Plan (BCP) and ERM policy a holistic approach is adapted in our bank.

e. Approach for Calculating Capital Charges for Operational Risk:

Basic Indicator Approach (BIA) is followed to calculate the capital charges for Operational Risk as per the guidelines of Bangladesh Bank. As per BIA, the capital charge for Operations Risk is a fixed percentage denoted by α (alpha) of average positive gross annual income of the bank over the past three years.

Conclusion

BRAC Bank set examples by smoothly facilitating any changes and creating enabling environment for other market players to get enlightened from their journey. We concentrate on the quality of our portfolio even more as we are committed to work for people, planet and profit. With the mindset to be a sustainable bank, we thoroughly assess every individual before boarding in as customer. We intend to increase our business revenue stream by growing the balance sheet. Recovery volume will shrink as we improve our asset quality but opportunity of enhancing revenue stream from interest income and fees will always remain. We aspire for significant growth in quality assets and low cost liability to position the bank on a strong footing amid stiff competition. This shall be our long term sustainability target. While we intend to bolster the economic growth of our nation on ethical ground at the same time in the pursuit of excellence in service quality we constantly strive to inculcate service culture into DNA of all our employees and in the process create an enabling service environment for all.

8.2 Quantitative Disclosure

Amount in Taka

Year	Consolidated			Solo		
	Gross Income (GI)	Weight @15%	15% of Average GI	Gross Income (GI)	Weight @15%	15% of Average GI
2012	12,325,757,707	15%	1,848,863,656.07	11,463,703,611	15%	1,719,555,541.63
2013	14,407,028,852	15%	2,161,054,327.77	12,655,360,651	15%	1,898,304,097.68
2014	16,166,315,148	15%	2,424,947,272.24	13,616,299,253	15%	2,042,444,887.99
	Average Gross Income of three years			Average Gross Income of three years		
	42,899,101,707	15%	2,144,955,085	37,735,363,515	15%	1,886,768,176

