



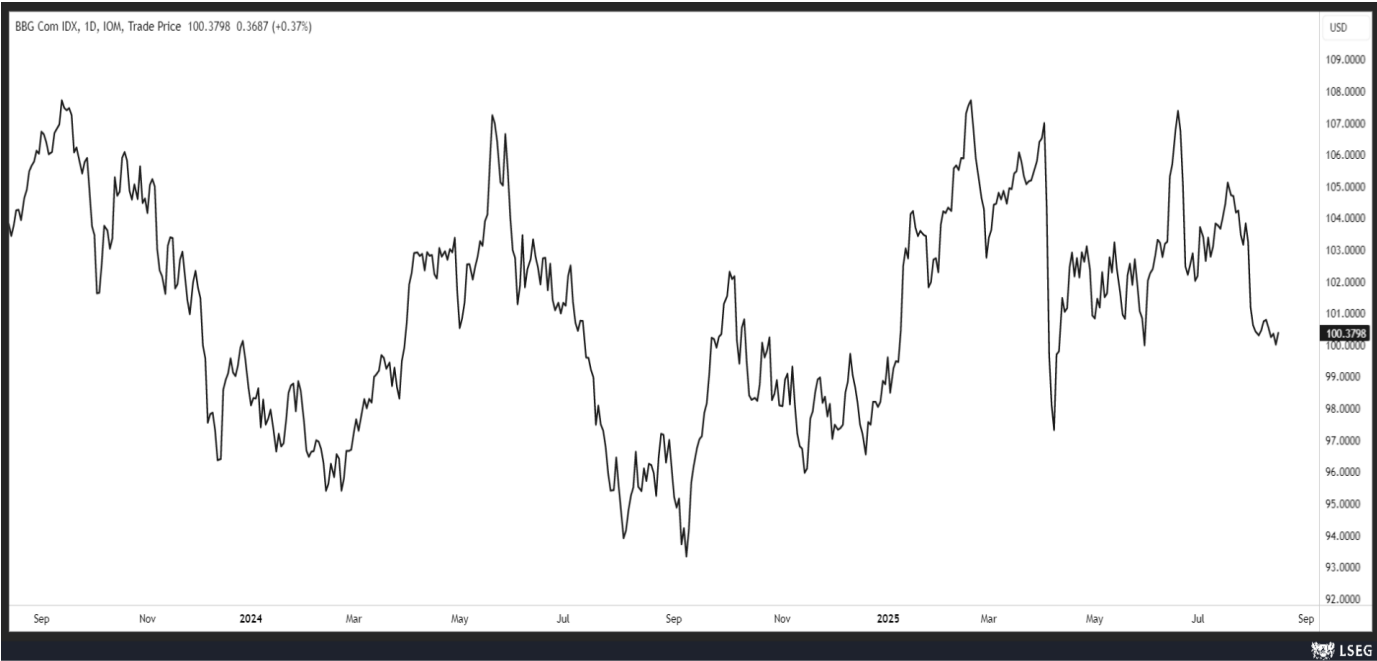
Commodities Weekly

Issue 18-2025

Date: 17 Aug 2025

Bloomberg Commodity Index

100.3798 ▼



Components (BCOM Index):

Energy: (WTI Crude Oil, Natural Gas, Brent Crude Oil, Low Sulphur Gas Oil, RBOB Gasoline, ULS Diesel)

Grains: (Corn, Soybeans, Soybean Meal, Chicago Wheat, Soybean Oil, Kansas HRW Wheat)

Industrial Metals: (COMEX Copper, LME Zinc, LME Aluminium, LME Nickel)

Precious Metals: (Gold, Silver)

Softs: (Sugar, Coffee, Cotton)

Livestock: (Live Cattle, Lean Hogs)

S&P GSFE

392.8236 ▼



Components of S&P Goldman Sachs Commodity Index (GSCI):

Energy: (Crude Oil, Natural Gas)

Grains: (Corn, Soybeans, Wheat)

Industrial Metals: (Aluminum, Copper, Zinc, Nickel, Lead)

Precious Metals: (Gold, Silver, Platinum)

Softs: (Sugar, Coffee, Cotton, Cocoa)

Livestock: (Cattle, Hogs)

Weekly Snapshot

Objective: Recent increase in commodity import and volatility in global market raised the concern for proper management of commodity prices. BRAC Bank Ltd. has always been highly active in introducing different hedging products as well as informing clients with latest market trends. In light of this we are issuing this commodity update to inform our clients about the latest trend and updates in global commodity market.

Commodity	Unit	Closing Price	% Δ Weekly	% Δ MoM	% Δ YoY	YTD High	YTD Low
Wheat	\$c/BSH	506.50	▼ -1.55%	▼ -3.20%	▼ -14.44%	609.00	499.00
Sugar	\$c/LBS	16.44	▲ 1.17%	▲ 0.55%	▼ -20.54%	21.57	14.68
Soybean	\$c/BSH	1,022.25	▲ 5.74%	▲ 6.29%	▼ -0.92%	1,080.50	969.50
Palm Oil	\$/Ton	1,071.50	▲ 6.65%	▲ 7.91%	▲ 1.78%	1,061.37	861.14
Cotton	\$c/LBS	66.10	▲ 1.19%	▲ 0.75%	▼ -0.21%	73.50	60.80
Brent Crude	\$/BBL	65.85	▼ -1.11%	▼ -9.21%	▼ -13.40%	82.63	58.40
LNG	\$/MMBTU	11.65	▼ -2.10%	▼ -2.10%	▼ -27.64%	16.10	11.00
Steel	\$/Ton	832.00	▼ -0.36%	▼ -1.19%	▲ 7.08%	950.00	688.00
SHFE Zinc	\$/Ton	3,135.75	▲ 0.16%	▲ 0.69%	▼ -6.03%	3,536.47	2,979.46
Indonesian Coal*	\$/Ton	107.35		0.00%	▼ -13.59%	124.24	100.97
Australian Coal	\$/Ton	199.00	▼ -2.45%	▲ 4.74%	▲ 2.05%	206.00	173.50
Gold	\$/Ozs	3,334.98	▼ -1.87%	▲ 1.37%	▲ 13.72%	3,500.05	2,613.90

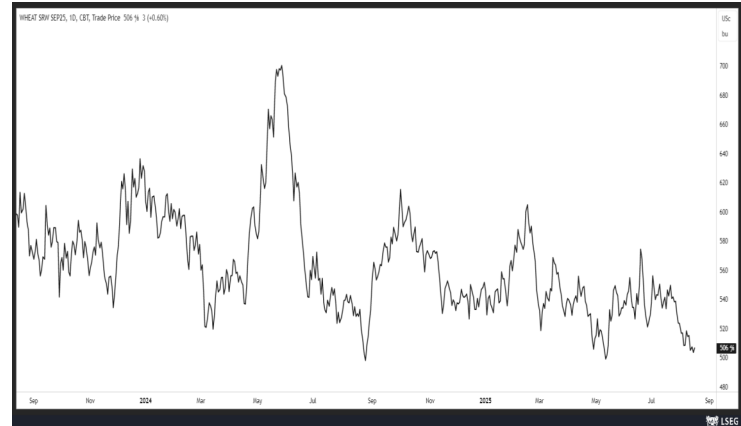
*Price published monthly once by Indonesian Govt

Wheat

Last Price

USc **506.50**/BSH

Wheat eased 0.15% to \$513.75, weighed by sluggish U.S. export demand and steady Black Sea supply. The monthly figure also shows a marginal -1.84% decline, reflecting stable harvest flows. Unless weather shocks emerge in Europe or U.S. Midwest, wheat may stay range-bound next week.



Technical:

Slight weekly dip as export demand stays muted. Next level to watch 493.50.

Support:

493.50 = Aug 2024 Low

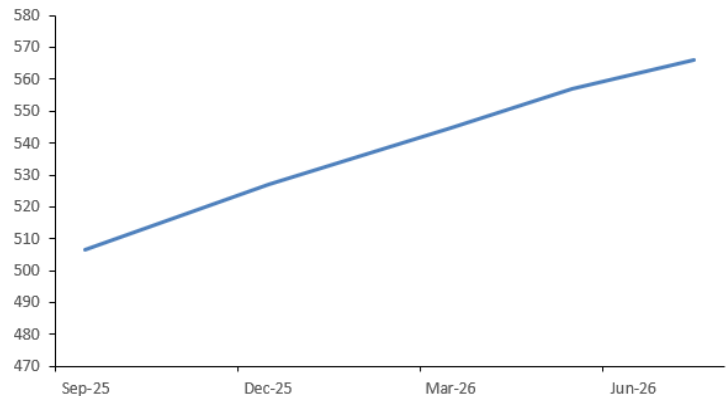
468.25 = Jun 2020 Low

Resistance:

596.25 = Sep 2024 High

614.50 = Apr 2024 High

Futures Curve



Sugar

Last Price

USc **16.44**/LBS

Sugar rose 0.43% to \$16.25, though still down 0.61% over the month. Gains were driven by concerns over Brazil's cane harvest pace, partly offset by weak demand from Asia. With El Niño's potential impact fading and demand tepid, sugar may trade sideways in the near term unless weather surprises emerge.



Technical:

Minor gains on mixed production forecasts. Next level to watch 16.75.

Support:

15.53 = Dec 2020 High

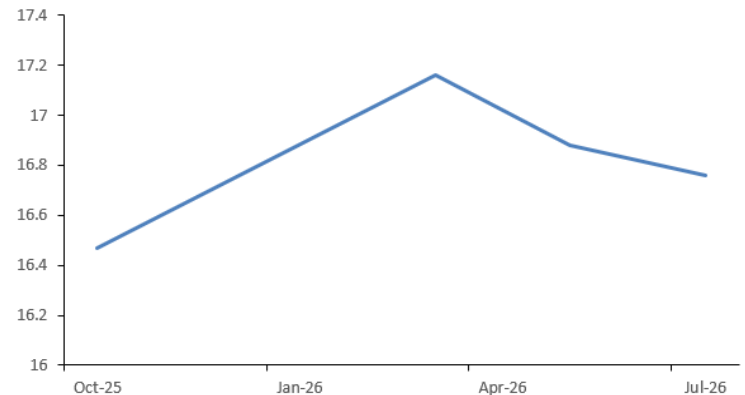
14.67 = Mar 2021 Low

Resistance:

16.75 = Jan 2021 High

17.38 = Jun 2025 High

Futures Curve



Soybean

Last Price

USc 1,022.25/BSH

Soybeans gained 0.52% to \$966.75 as concerns over dryness in parts of Brazil supported prices. However, abundant U.S. stocks and muted Chinese buying capped upside. Prices may stay range-bound next week unless South American weather worsens.

Technical:

Slight uptick on South American weather risks, next level to watch 1,115.00.

Support:

936.25 = Aug 2024 Low

910.00 = Jul 2020 High

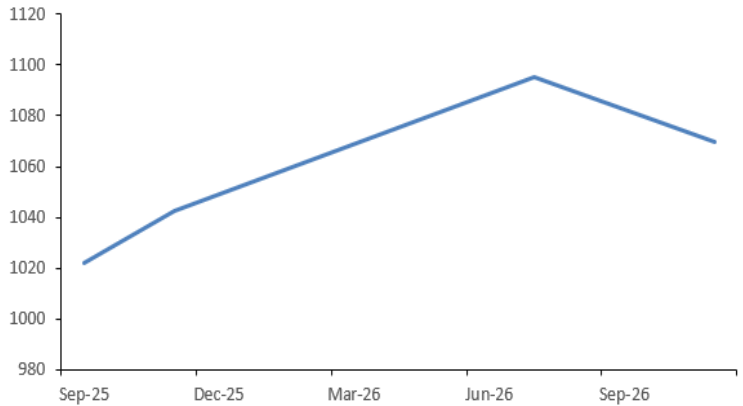
Resistance:

1,115.00 = Feb 2024 Low

1,191.50 = Jul 2024 High



Futures Curve



Palm Oil

Last Price

USD **1,071.50**/Ton

Palm oil prices climbed 1.14% to MYR 1,004.27, supported by a weaker Malaysian ringgit and stronger demand from India ahead of festival season. Higher soybean oil prices also lent support. Short term, a push toward MYR 1,020 is possible if export demand sustains.

Technical:

Palm Oil Firming on weaker ringgit and export demand, next level to watch 1,181.80.

Support:

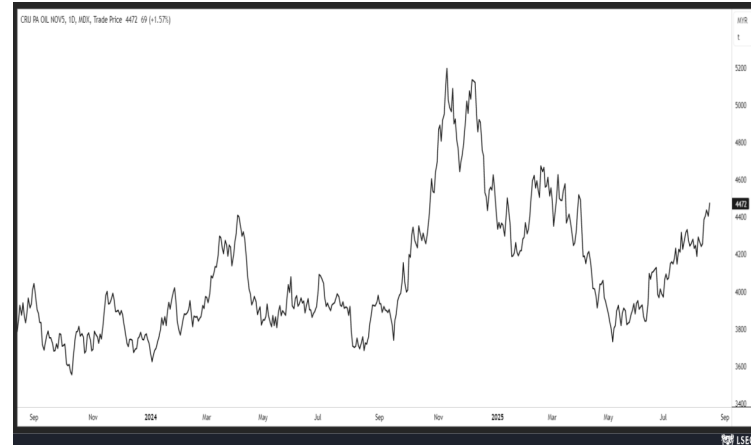
854.20 = May 2024 Low

824.94 = Aug 2024 Low

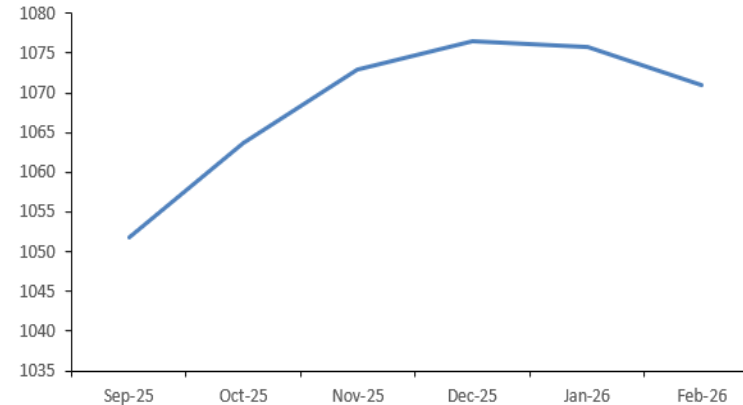
Resistance:

1,181.80 = Oct 2021 High

1,301.37 = Jan 2022 High



Futures Curve

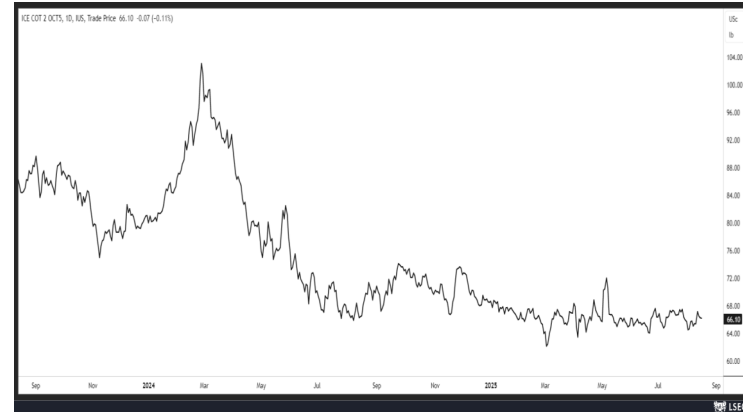


Cotton

Last Price

USc **66.10**/LBS

Cotton rose 1.40% week-on-week to \$65.32 but remains far below last year's \$84.64 level. Gains were mainly due to lower U.S. crop ratings, though slow textile industry recovery in Asia kept upside limited. Next week's movement will hinge on U.S. crop condition updates.



Technical:

Cotton gains capped by sluggish textile demand . Next level to watch 75.00.

Support:

59.05 = Jul 2020 Low

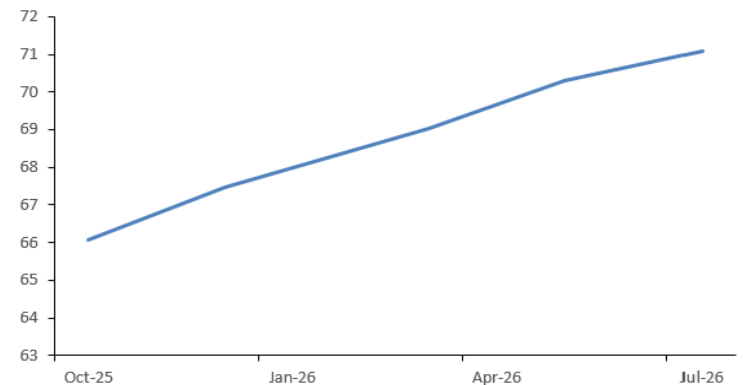
57.26 = Jun 2020 Low

Resistance:

74.58 = Sep 2024 High

76.53 = Jun 2024 High

Futures Curve



Brent Crude

Last Price USD **65.85**/BBL

Brent crude fell 4.52% to \$66.52, driven by renewed fears of a global economic slowdown and rising U.S. crude inventories. OPEC's production cuts have not been enough to offset demand worries. Unless macroeconomic sentiment improves, prices could test the \$65 support level.



Technical:

Brent Crude drops sharply on demand concerns, next level to watch 80.00.

Support:

58.40 = Apr 2025 Low

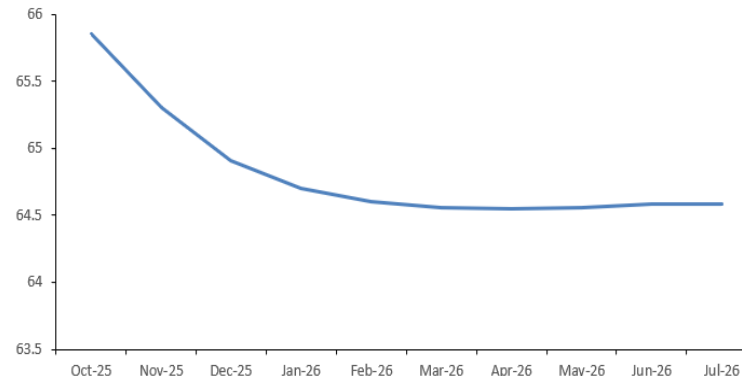
49.09 = Nov 2020 High

Resistance:

79.30 = Oct 2024 High

82.63 = Jan 2025 High

Futures Curve

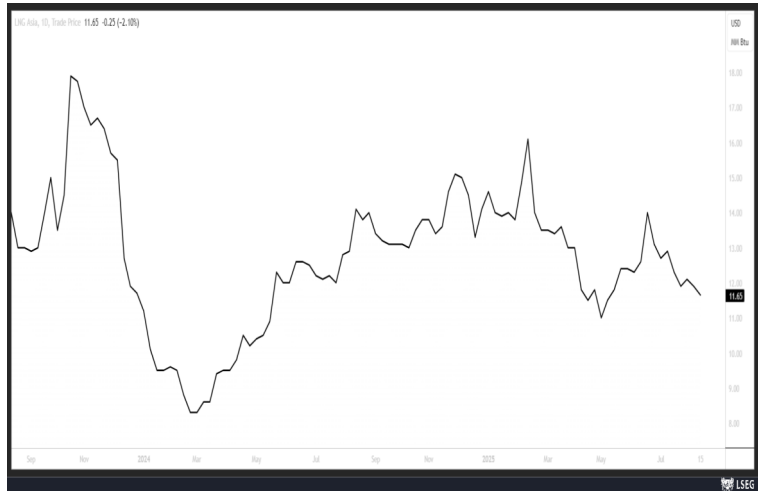


LNG

Last Price

USD **11.65**/MMBTU

LNG prices in Asia rose 1.42% to \$12.27, supported by early winter stockpiling in Japan and Korea. However, ample spot cargo availability and stable Australian supply kept the market balanced. Prices may gradually firm if temperatures drop earlier than expected.



Technical:

LNG Asia gains mildly as seasonal demand builds . Next level to watch 12.80.

Support:

11.50 = Apr 2025 Low

11.00 = May 2025 Low

Resistance:

12.80 = Aug 2024 Low

13.00 = Apr 2025 High

Steel (HRC)

Last Price USD **832.00**/ tons

Steel dropped 1.42% to \$835, as Chinese construction demand remains subdued despite stimulus measures. Lower iron ore prices and high inventories pressured sentiment. Near-term, prices could remain under pressure unless infrastructure demand picks up.



Technical:

Steel (HRC) slides on weak construction demand. Next level to watch 813.00.

Support:

813.00 = May 2024 High

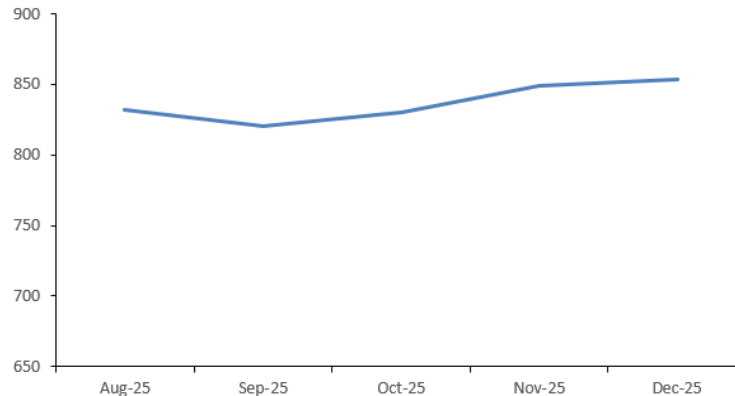
745.00 = Jan 2025 High

Resistance:

975.00 = Feb 2024 High

1,026.00 = Dec 2023 Low

Futures Curve of Steel Futures



SHFE Zinc

Last Price USD **3,135.75**/Tons

Zinc rose 1.38% to \$3,137.57, with monthly gains of 1.61%, as smelter output cuts in Europe and China supported prices. LME inventories remain low, adding to supply tightness. If disruptions persist, zinc could see further upside.



Technical:

SHFE Zinc gains on supply disruptions, next level to watch 3,200.00

Support:

2,965.27 = Mar 2024 High

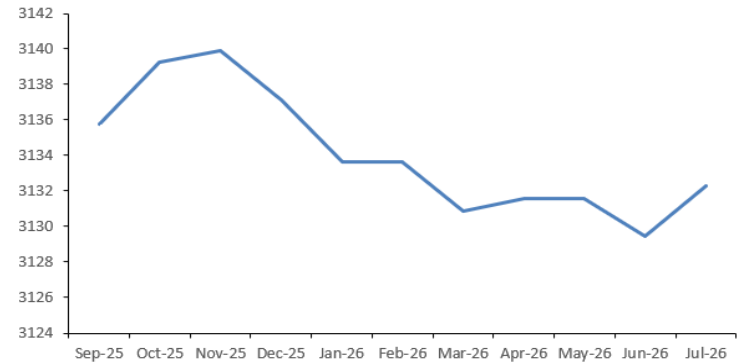
2,832.39 = Jan 2024 Low

Resistance:

3,352.09 = Aug 2024 High

3,426.57 = Jul 2024 High

SHFE Zinc Forward Curve



Contact

Swift: BRAKBDDH, Reuters Dealing Code: "BRAC", Group email: dealing.room@bracbank.com
Web: www.bracbank.com

Md. Shaheen Iqbal, CFA

Deputy Managing Director
Head of Treasury & Financial Institutions
E-mail: shaheen.iqbal@bracbank.com
Cell: +8801713049433

Nazmul Ahsan

Head of Markets
Treasury & Financial Institutions
E-mail: ahsan.nazmul@bracbank.com
Cell: +8801717056848

Lailun Nahar Tonny

Sr. Manager, Treasury & Financial Institutions
E-mail: lailunnahar.tonny@bracbank.com
Cell: +8801730796820

Nawshaba Aziz

Sr. Relationship Manager Corporate Sales & FX,
Treasury & Financial Institutions
E-mail: nawshaba.aziz@bracbank.com
Cell: +8801730796810

Mohammad Humayun Rashid, CMT

Sr. Manager, Treasury & Financial Institutions
E-mail: humayun.rashid@bracbank.com
Cell: +8801723935623

Maruf Hassan

Manager, Treasury & Financial Institutions
E-mail: maruf.hassan29443@bracbank.com
Cell: +8801847419487

Disclaimer

This document is for information purposes only and does not take into account specific circumstances of any recipient. The information contained herein does not constitute the provision of investment advice. It is not intended to be and should not be construed as a recommendation, offer or solicitation to acquire, or dispose of, any of the financial instruments and/or securities mentioned in this document and will not form the basis or a part of any contract or commitment whatsoever. Investors should seek independent professional advice and draw their own conclusions regarding suitability of any transaction including the economic benefits, risks, legal, regulatory, credit, accounting and tax implications. The information in this document is based on public data obtained from sources believed by BRAC Bank to be reliable and in good faith, but no representations, guarantees or warranties are made by BRAC Bank with regard to accuracy, completeness or suitability of the data. BRAC Bank has not performed any independent review or due diligence of publicly available information regarding an unaffiliated reference asset or index. The opinions and estimates contained herein reflect the current judgment of the author(s) on the date of this document and are subject to change without notice. The opinions do not necessarily correspond to the opinions of BRAC Bank. BRAC Bank does not have an obligation to update, modify or amend this document or to otherwise notify a reader thereof in the event that any matter stated herein, or any opinion, projection, forecast or estimate set forth herein, changes or subsequently becomes inaccurate. This communication may contain trading ideas where BRAC Bank may trade in such financial instruments with customers or other counterparties. Any prices provided herein (other than those that are identified as being historical) are indicative only, and do not represent firm quotes as to either size or price. The past performance of financial instruments is not indicative of future results. No assurance can be given that any financial instrument or issuer described herein would yield favorable investment results. Any forecasts or price targets shown for companies and/or securities discussed in this document may not be achieved due to multiple risk factors including without limitation market volatility, sector volatility, corporate actions, the unavailability of complete and accurate information and/or the subsequent transpiration that underlying assumptions made by BRAC Bank or by other sources relied upon in the document were inapposite. BRAC Bank and/or its affiliates may act as a market maker in the instrument(s) and/or its derivative that has been mentioned in our research reports. Employees of BRAC Bank and/or its affiliates may provide written or oral commentary, including trading strategies, to our clients and business units that may be contrary to the opinions conveyed in this research report. BRAC Bank may perform or seek to perform investment banking services for issuers mentioned in research reports. Neither BRAC Bank nor any of its respective directors, officers or employees accepts any responsibility or liability whatsoever for any expense, loss or damages arising out of or in any way connected with the use of all or any part of this document. BRAC Bank may provide hyperlinks to websites of entities mentioned in this document, however the inclusion of a link does not imply that BRAC Bank endorses, recommends or approves any material on the linked page or accessible from it. BRAC Bank does not accept responsibility whatsoever for any such material, nor for any consequences of its use. This document is for the use of the addressees only and may not be reproduced, redistributed or passed on to any other person or published, in whole or in part, for any purpose, without the prior, written consent of BRAC Bank. The manner of distributing this document may be restricted by law or regulation in certain countries, including the United States. Persons into whose possession this document may come are required to inform themselves about and to observe such restrictions. By accepting this document, a recipient hereof agrees to be bound by the foregoing limitations.