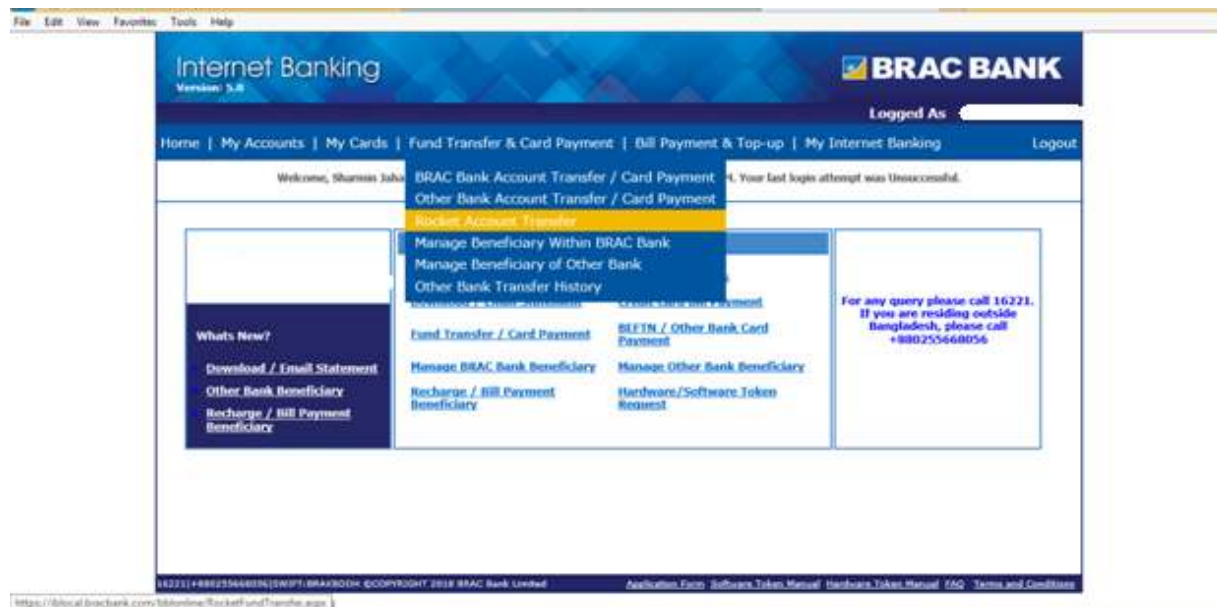
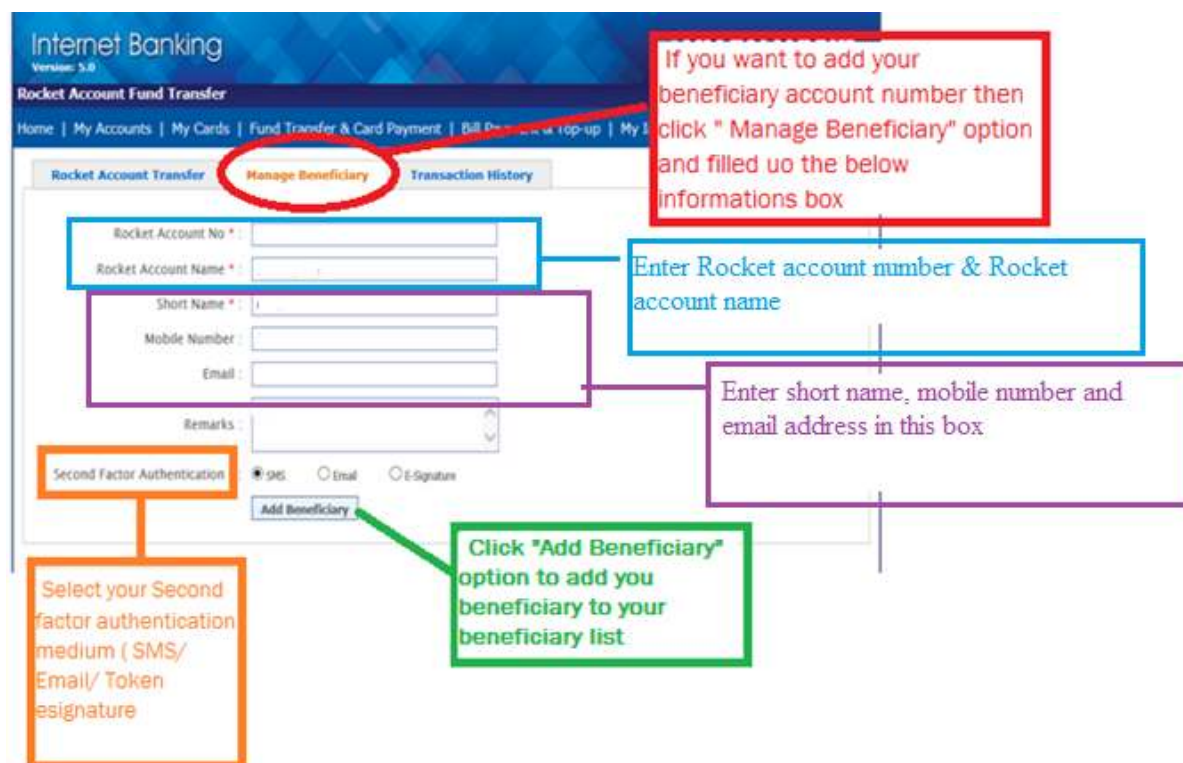


User manual for BRAC Bank ROCKET



The screenshot shows the BRAC Bank Internet Banking interface. The top navigation bar includes links for Home, My Accounts, My Cards, Fund Transfer & Card Payment, Bill Payment & Top-up, and My Internet Banking. The main content area features a 'Rocket Account Transfer' section with options to manage beneficiaries within and outside the bank. A 'What's New?' section on the left highlights features like downloading statements and managing beneficiaries. A footer at the bottom provides contact information and a link to the Rocket Fund Transfer page.



This screenshot shows the 'Manage Beneficiary' page within the 'Rocket Account Fund Transfer' section. The page includes a form for adding a new beneficiary with fields for Rocket Account No., Rocket Account Name, Short Name, Mobile Number, and Email. A 'Second Factor Authentication' section offers options for SMS, Email, or E-Signature. Annotations with colored boxes and arrows provide instructions: a red box points to the 'Manage Beneficiary' link, a blue box points to the account number and name fields, a purple box points to the short name, mobile number, and email fields, an orange box points to the second factor authentication options, and a green box points to the 'Add Beneficiary' button.

If you want to add your beneficiary account number then click "Manage Beneficiary" option and filled up the below informations box

Enter Rocket account number & Rocket account name

Enter short name, mobile number and email address in this box

Select your Second factor authentication medium (SMS/ Email/ Token esignature

Click "Add Beneficiary" option to add you beneficiary to your beneficiary list

Internet Banking
Version: 5.0

BRAC BANK

Manage Rocket Account Beneficiary

Logged As [User Name]

Home | My Accounts | My Cards | Fund Transfer & Card Payment | Bill Payment & Top-up | My Internet Banking | Logout

Confirm Rocket Account Beneficiary

Rocket Account No: [Field]
 Rocket Account Name: [Field]
 Email Address: [Field]
 Mobile No: [Field]
 Short Name: [Field]
 Remarks: [Field]
 OTP: [Field]

OTP Verification...
 Please check SMS for OTP on your registered mobile number +880 [Mobile No] under Internet Banking.

Enter your SMS OTP that is already send to your registered mobile number

[Edit] [Confirm Beneficiary] [Cancel]

16221|4880255668056|9080FT|BRACBDDH+RCPDPR|© 2018 BRAC Bank Limited Application Form Software Token Manual Hardware Token Manual FAQ Terms and Conditions

If you want to proceed then click Confirm beneficiary

Fund transfer From Beneficiary list: (Using SMS OTP)

Internet Banking
Version: 5.0

BRAC BANK

Rocket Account Fund Transfer

Logged As [User Name]

Home | My Accounts | My Cards | Fund Transfer & Card Payment | Bill Payment & Top-up | My Internet Banking | Logout

Rocket Account Transfer

Manage Beneficiary Transaction History

From My Beneficiary List One-Off Payment

Source Account * [Field]
 Beneficiary List [Field]
 Rocket Account No * [Field]
 Rocket Account Name * [Field]
 Transfer Amount * [Field]
 Total Amount to be Debited [Field]
 Transaction Remark [Field]

Second Factor Authentication:
☒ SMS ☐ Email ☐ E-Signature

Next Step

From drop down box select your account number

Select your beneficiary from this drop down box

System shows your rocket account number & name that is already added to your beneficiary list

Input the transfer amount in the box

Select your second factor authentication mode

Click "Next Step" for proceed

Internet Banking
Version: 5.0

OTP Verification Logged As [Name]

Home | My Accounts | My Cards | Fund Transfer & Card Payment | Bill Payment & Top-up | My Internet Banking Logout

Please check email inbox for OTP (One Time Password) on your email ID registered under Internet Banking

Email Address: [Email Address] @gmail.com

Enter your latest OTP here:

[OTP Input Box]

Submit **Cancel**

Click "Submit"

Enter OTP, that is already send to your registered email address

Application Form Software Token Manual Hardware Token Manual FAQ Terms and Conditions

Fund transfer From Beneficiary list: (Using Email OTP)

Internet Banking
Version: 5.0

Rocket Account Fund Transfer Logged As [Name]

Home | My Accounts | My Cards | Fund Transfer & Card Payment | Bill Payment & Top-up | My Internet Banking Logout

Rocket Account Transfer **Manage Beneficiary** **Transaction History**

☒ From My Beneficiary List ☐ One-Off Payment

Source Account *

Beneficiary List

Rocket Account No *

Rocket Account Name *

Transfer Amount *

Total Amount to be Debited

Transaction Remark

Second Factor Authentication: ☒ SMS ☐ Email ☐ E-Signature

Next Step

From drop down box select your account number

Select your beneficiary from this drop down box

System shows your rocket account number & name that is already added to your beneficiary list

Input the transfer amount in the box

Select your second factor authentication mode

Click "Next Step" for proceed

Internet Banking
Version: 5.0

OTP Verification Logged As [User Name]

Home | My Accounts | My Cards | Fund Transfer & Card Payment | Bill Payment & Top-up | My Internet Banking Logout

Accounts & Loans Summary
Detail Account Statement
Mini Account Statement
Statement Sharing History

Please check SMS for OTP (One Time Password) on your mobile number registered under Internet Banking

Mobile No: +8802-...-...

Enter your latest OTP here:

[Input field for 6-digit OTP]

Submit **Cancel**

Input six digit OTP that is you have already received your mobile number

Press submit for further proceed

16221|+880253668036|SWIFT:BRACBD0H ©COPYRIGHT 2015 BRAC Bank Limited. All Rights Reserved. [Privacy Policy](#) [Terms and Conditions](#)

Internet Banking
Version: 5.0

Rocket Fund Transfer Confirmation Logged As [User Name]

Home | My Accounts | My Cards | Fund Transfer & Card Payment | Bill Payment & Top-up | My Internet Banking Logout

Accounts & Loans Summary

Please don't close Internet Banking browser till ROCKET transfer is successful

Please confirm the details of your transfer

Transaction ID	:	
From Account No	:	Name: [Account Name] (A/C Balance: Tk: [Balance])
To Account No	:	
To Account Name	:	
Transfer Amount	:	Tk 100.00
Convenience Fee	:	Tk 0.00
Total Amount to be debited	:	Tk 100.00
Transaction Particular	:	IB/STAN/ROCKET

Go through the details for Rocket account transfer.

Previous **Confirm** **Cancel**

Press "Confirm"

16221|+880253668036|SWIFT:BRACBD0H ©COPYRIGHT 2015 BRAC Bank Limited. All Rights Reserved. [Privacy Policy](#) [Terms and Conditions](#)

Fund transfer From Beneficiary list: (Using SMS OTP)



The screenshot shows the 'Internet Banking' interface for BRAC BANK, specifically the 'Rocket Account Fund Transfer' section. The interface includes a navigation bar with links like 'Home', 'My Accounts', 'My Cards', 'Fund Transfer & Card Payment', 'Bill Payment & Top-up', and 'Manage Beneficiary'. The main form area has tabs for 'Manage Beneficiary' and 'Transaction History'. The 'Manage Beneficiary' tab is active, showing options for 'From My Beneficiary List' (selected) and 'One-Off Payment'. The form fields include 'Source Account', 'Beneficiary List', 'Rocket Account No', 'Rocket Account Name', 'Transfer Amount', 'Total Amount to be Debited', 'Transaction Remark', and 'Second Factor Authentication' (with options for SMS, Email, and E-Signature). A 'Next Step' button is at the bottom. Annotations with colored boxes and arrows point to specific elements: a red box points to 'Select From My beneficiary list'; a green box points to the 'Beneficiary List' dropdown with the instruction 'From drop down select your account number. and from the beneficiary list select your beneficiary name that is you already add to your account.'; an orange box points to the 'Rocket Account No' and 'Rocket Account Name' fields with the instruction 'Your added beneficiary Rocket account number & name is automatically populated in this box.'; a blue box points to the 'Transfer Amount' field with the instruction 'Enter the transfer amount'; a purple box points to the 'Second Factor Authentication' section with the instruction 'Select the Second Factor Authentication Mode.'; and a red box points to the 'Next Step' button with the instruction 'Press Next Step'.

Internet Banking
Version: 3.0
BRAC BANK

Rocket Account Fund Transfer
Home | My Accounts | My Cards | Fund Transfer & Card Payment | Bill Payment & Top-up | Manage Beneficiary | Transaction History

Rocket Account Transfer
Manage Beneficiary | Transaction History
New Account Details
From My Beneficiary List | One-Off Payment

Source Account *
Beneficiary List
Rocket Account No *
Rocket Account Name *
Transfer Amount *
Total Amount to be Debited
Transaction Remark
Second Factor Authentication: SMS | Email | E-Signature
Next Step

Select From My beneficiary list

From drop down select your account number. and from the beneficiary list select your beneficiary name that is you already add to your account.

Your added beneficiary Rocket account number & name is automatically populated in this box.

Enter the transfer amount

Select the Second Factor Authentication Mode.

Press Next Step

Internet Banking
Version: 5.0

BRAC BANK

OTP Verification Logged As [Name]

Home | My Accounts | My Cards | Fund Transfer & Card Payment | Bill Payment & Top-up | My Internet Banking Logout

Please check email inbox for OTP (One Time Password) on your email ID registered under Internet Banking

Email Address: [Email]@gmail.com

Enter your latest OTP here:

[Input Field]

Submit **Cancel**

Enter OTP, that is already send to your registered email address

Click "Submit"

[6221]+880235648056|SWIFT:BRACBDH Application Form Software Token Manual Hardware Token Manual FAQ Terms and Conditions

Internet Banking
Version: 5.0

BRAC BANK

Rocket Fund Transfer Confirmation Logged As [Name]

Home | My Accounts | My Cards | Fund Transfer & Card Payment | Bill Payment & Top-up | My Internet Banking Logout

Please don't close Internet Banking browser till ROCKET transfer is successful

Please confirm the details of your transfer

Transaction ID	:	
From Account No	:	Name : [Name] (A/C Balance: Tk : [Balance])
To Account No	:	
To Account Name	:	
Transfer Amount	:	Tk 100.00
Convenience Fee	:	Tk 0.00
Total Amount to be debited	:	Tk 100.00
Transaction Particular	:	IB/STAN/ROCKET

Go through the details for Rocket account transfer.

Previous **Confirm** **Cancel**

Press "Confirm"

[6221]+880235648056|SWIFT:BRACBDH Application Form Software Token Manual Hardware Token Manual FAQ Terms and Conditions

Fund transfer From Beneficiary list: (Using E- signature)

Internet Banking
Version: 5.0

BRAC BANK

Logged As [User Name] Logout

Home | My Accounts | My Cards | Fund Transfer & Card Payment | Bill Payment & Top-up | My Internet Banking

Rocket Account Fund Transfer

Manage Beneficiary Transaction History

☒ From My Beneficiary List ☐ One-Off Payment

Source Account * [Dropdown]
Beneficiary List [Dropdown]

Rocket Account No * [Text]
Rocket Account Name * [Text]
Transfer Amount * [Text: 100]
Total Amount to be Debited [Text: 100]
Transaction Remark [Text]

Second Factor Authentication: ☐ SMS ☐ Email ☒ E-Signature

Next Step

Select source account & beneficiary name from drop down box

Select the second factor authentication mode

Press next step to proceed

Internet Banking
Version: 5.0

BRAC BANK

Logged As [User Name] Logout

Home | My Accounts | My Cards | Fund Transfer & Card Payment | Bill Payment & Top-up | My Internet Banking

E-signature Verification

E-signature Verification...

Please enter following number in your Software Token to generate E-signature:

525954

Enter Signature : [Text]

Submit Cancel

Please generate e-signature from your hardware /software token

E-Signature Generation Process from HW/SW Token

Applications [Image]
Signature [Image]
Signature [Image]

Click Submit for next step

Internet Banking
Version: 5.0

Rocket Fund Transfer Confirmation

Logged As [User Name] Logout

Home | My Accounts | My Cards | Fund Transfer & Card Payment | Bill Payment & Top-up | My Internet Banking

Please don't close Internet Banking browser till ROCKET transfer is successful

Please confirm the details of your transfer

Transaction ID	:	
From Account No	:	Name: [Name] (A/C Balance: Tk: [Balance])
To Account No	:	
To Account Name	:	
Transfer Amount	:	Tk 100.00
Convenience Fee	:	Tk 0.00
Total Amount to be debited	:	Tk 100.00
Transaction Particular	:	IB/STAN/ROCKET

Previous Confirm Cancel

Press "Confirm"

Go through the details for Rocket account transfer.

Fund transfer From One-off Payment : (Using SMS OTP)

Internet Banking
Version: 5.0

Rocket Account Fund Transfer

Home | My Accounts | My Cards | Fund Transfer & Card Payment | Bill Payment & Top-up | My

Select "one-off payment" option

Select source account number from drop down & enter rocket account number

Enter your rocket account name & transfer amount

click next step to proceed

Select the second factor authentication mode

Source Account * [1301100763120001 : SAVINGS ACCOUNT]

Rocket Account No * [017303525954]

Rocket Account Name * [shamin jahan]

Transfer Amount * [100]

Total Amount to be Debited [100]

Transaction Remark [test]

Second Factor Authentication: ☒ SMS ☐ Email ☐ E-Signature

Next Step

Internet Banking
Version: 5.0

OTP Verification Logged As [User Name]

Home | My Accounts | My Cards | Fund Transfer & Card Payment | Bill Payment & Top-up | My Internet Banking Logout

Accounts & Loans Summary
Detail Account Statement
Mini Account Statement
Statement Sharing History

Please check SMS for OTP (One Time Password) on your mobile number registered under Internet Banking

Mobile No: +8802-...-...-...

Enter your latest OTP here:

[Input field for 6-digit OTP]

Submit **Cancel**

Input six digit OTP that is you have already received your mobile number

Press submit for further proceed

16221|+880235668036|SWIFT:BRACBD00H ©COPY [Footer]

Internet Banking
Version: 5.0

Rocket Fund Transfer Confirmation Logged As [User Name]

Home | My Accounts | My Cards | Fund Transfer & Card Payment | Bill Payment & Top-up | My Internet Banking Logout

Accounts & Loans Summary

Please don't close Internet Banking browser till ROCKET transfer is successful

Please confirm the details of your transfer

Transaction ID	:	
From Account No	:	Account Name : [Name] (A/C Balance: Tk: [Balance])
To Account No	:	
To Account Name	:	
Transfer Amount	:	Tk 100.00
Convenience Fee	:	Tk 0.00
Total Amount to be debited	:	Tk 100.00
Transaction Particular	:	IB/STAN/ROCKET

Previous **Confirm** **Cancel**

Go through the details for Rocket account transfer.

Press "Confirm"

16221|+880235668036|SWIFT:BRACBD00H ©COPY [Footer]

Fund transfer From One-off Payment : (Using E-mail OTP)



Internet Banking
Version: 5.0

BRAC BANK

Rocket Account Fund Transfer

Home | My Accounts | My Cards | Fund Transfer & Card Payment | Bill Payment & Top-up | My Internet Banking

Rocket Account Transfer | Manage Beneficiary | Transaction History

From My Beneficiary List | **One-Off Payment**

Source Account * : 1301100763120001 : SAVINGS ACCOUNT

Rocket Account No * : 817302525654

Rocket Account Name * : shamin jahan

Transfer Amount * : 100

Total Amount to be Debited : 100

Transaction Remark : test

Second Factor Authentication: SMS ☒ Email ☐ E-Signature

Next Step


Select "one-off payment" option

Select source account number from drop down & enter rocket account number

Enter your rocket account name & transfer amount

Select the second factor authentication mode

click next step to proceed



Internet Banking
Version: 5.0

BRAC BANK

OTP Verification

Home | My Accounts | My Cards | Fund Transfer & Card Payment | Bill Payment & Top-up | My Internet Banking | Logout

Please check email inbox for OTP (One Time Password) on your email ID registered under Internet Banking

Email Address: ****@gmail.com

Enter your latest OTP here:

Submit Cancel

Enter OTP, that is already send to your registered email address

Click "Submit"

Application Form Software Token Manual Hardware Token Manual FAQ Terms and Conditions

Internet Banking
Version: 5.0

BRAC BANK

Logged As [User Name] Logout

Home | My Accounts | My Cards | Fund Transfer & Card Payment | Bill Payment & Top-up | My Internet Banking

Rocket Fund Transfer Confirmation

Please don't close Internet Banking browser till ROCKET transfer is successful

Please confirm the details of your transfer

Transaction ID	:	
From Account No	:	Name: [Name] (A/C Balance: Tk: [Balance])
To Account No	:	
To Account Name	:	
Transfer Amount	:	Tk 100.00
Convenience Fee	:	Tk 0.00
Total Amount to be debited	:	Tk 100.00
Transaction Particular	:	IB/STAN/ROCKET

Previous Confirm Cancel

Press "Confirm"

Go through the details for Rocket account transfer.

Fund transfer From One-off Payment: (Using E-signature)

Internet Banking
Version: 5.0

BRAC BANK

Logged As [User Name] Logout

Home | My Accounts | My Cards | Fund Transfer & Card Payment | Bill Payment & Top-up | My Internet Banking

Rocket Account Fund Transfer

Manage Beneficiary Transaction History

From My Beneficiary List One-Off Payment

Source Account * [Dropdown]

Beneficiary List [Dropdown]

Rocket Account No * [Text]

Rocket Account Name * [Text]

Transfer Amount * [Text: 100]

Total Amount to be Debited [Text: 100]

Transaction Remark [Text]

Second Factor Authentication: ☐ SMS ☐ Email ☒ E-Signature

Next Step

Select source account & beneficiary name from drop down box

Select the second factor authentication mode

Press next step to proceed

Internet Banking
Version: 5.0

E-signature Verification Logged As Logout

Home | My Accounts | My Cards | Fund Transfer & Card Payment | Bill Payment & Top-up | My Internet Banking

E-signature Verification...

Please enter following number in your **Software Token** to generate E-signature:

525954

Enter Signature :

Submit **Cancel**

E-Signature Generation Process from HW/SW Token

Applications: One-Time Password (OTP)

Signature: Enter Password, Enter Account, Generate Signature

Signature: Generated Signature 222086

bracbank.com/bblonline/IBinStatement.aspx

Click Submit for next step

Internet Banking
Version: 5.0

Rocket Fund Transfer Confirmation Logged As Logout

Home | My Accounts | My Cards | Fund Transfer & Card Payment | Bill Payment & Top-up | My Internet Banking

Please don't close Internet Banking browser till ROCKET transfer is successful

Please confirm the details of your transfer

Transaction ID	:	
From Account No	:	Name : (A/C Balance: Tk.)
To Account No	:	
To Account Name	:	
Transfer Amount	:	Tk 100.00
Convenience Fee	:	Tk 0.00
Total Amount to be debited	:	Tk 100.00
Transaction Particular	:	IB/STAN/ROCKET

Go through the details for Rocket account transfer.

Click confirm to complete your transaction.

Previous **Confirm** **Cancel**

182211+88025966803612WSP7:BRAC800H ©COPY Token Manual Hardware Token Manual FAQ Terms and Conditions